

ILLINOIS

The National Health Security Preparedness Index measures state and national capacity to prepare for, respond to, and recover from emergencies that pose health risks in the United States.



Illinois has an overall preparedness level of **7.3**, which is **above** the national average of 7.1.

Health security determines what happens before, during, and after natural disasters, disease outbreaks, or other public health crises. The National Health Security Preparedness Index supports state efforts to reduce health security inequities by identifying strengths and improvement opportunities. The Preparedness Index assesses 140 health security measures such as percentage of bridges in good or fair condition. Together, these measures can inform state and local decision-making, guide quality improvement, and strengthen resilience in all communities.

STATE SCORES BY DOMAIN | CI=CONFIDENCE INTERVAL



8.4

Health Security Surveillance

Detecting health threats
Nat Avg: 8.1; CI: 7.8-8.3



5.9

Community Planning & Engagement

Preparing community response
Nat Avg: 6.0; CI: 5.6-6.3



9.2

Incident & Information Management

Allocating resources efficiently
Nat Avg: 8.8; CI: 8.5-8.9



5.5

Healthcare Delivery

Ensuring medical capacity
Nat Avg: 5.2; CI: 4.9-5.4



7.2

Countermeasure Management

Deploying response efforts
Nat Avg: 7.6; CI: 7.4-7.8



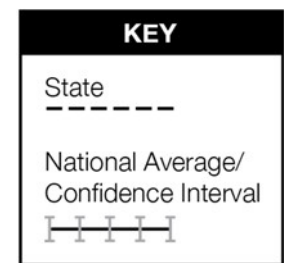
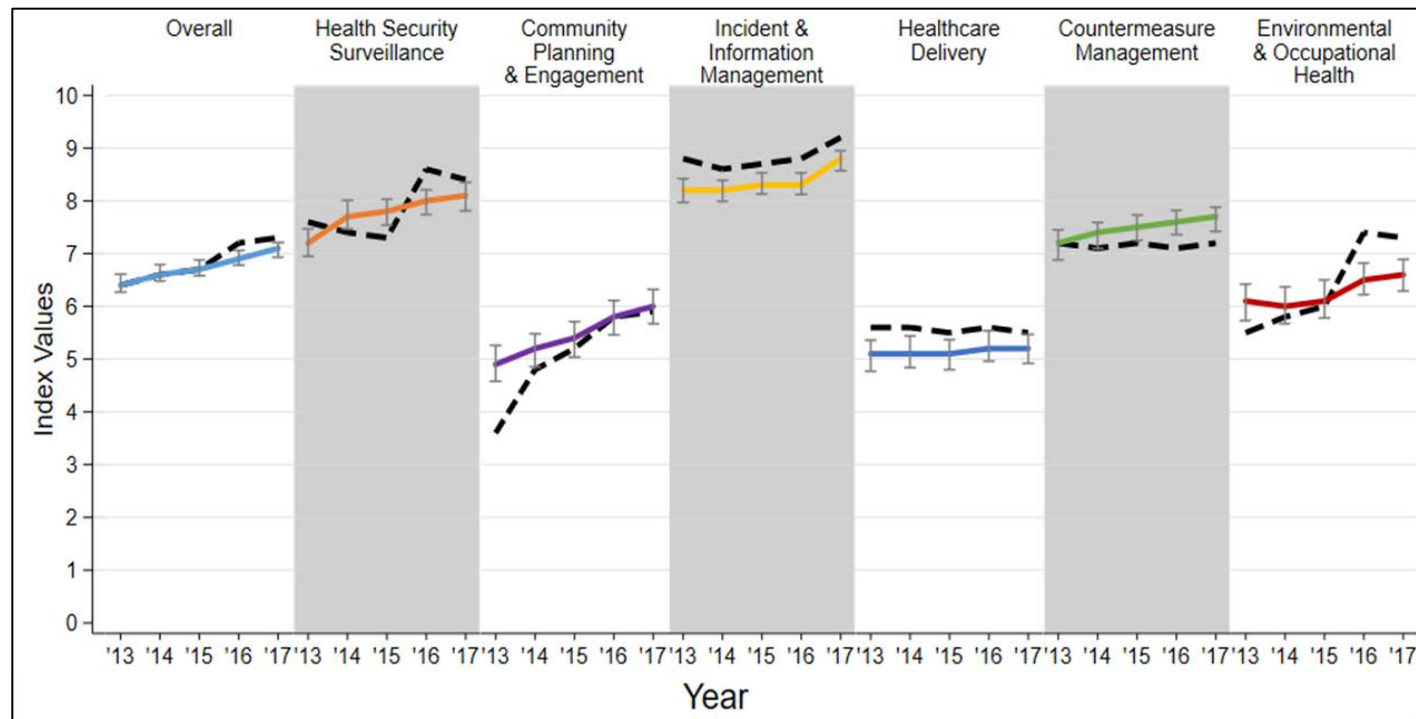
7.3

Environmental & Occupational Health

Identifying environmental hazards
Nat Avg: 6.6; CI: 6.2-6.8

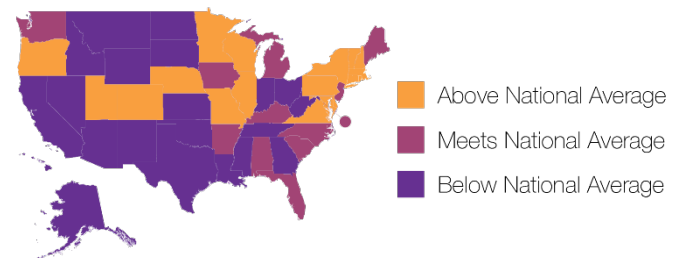
Learn more about the Preparedness Index and state preparedness at NHSPI.org

ILLINOIS PREPAREDNESS FROM 2013 TO 2017



The chart above represents the state's preparedness progress over time in each health security domain. To see how other states and the national scores have changed, visit NHSPI.org.

OVERALL 2017 SCORES



Learn more about the Preparedness Index and state preparedness at NHSPI.org