

North Dakota



The National Health Security Preparedness Index measures state and national capacity to prepare for, respond to, and recover from emergencies that pose health risks in the United States.



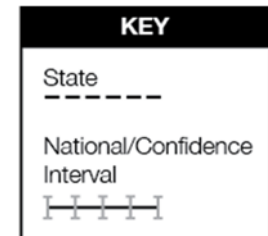
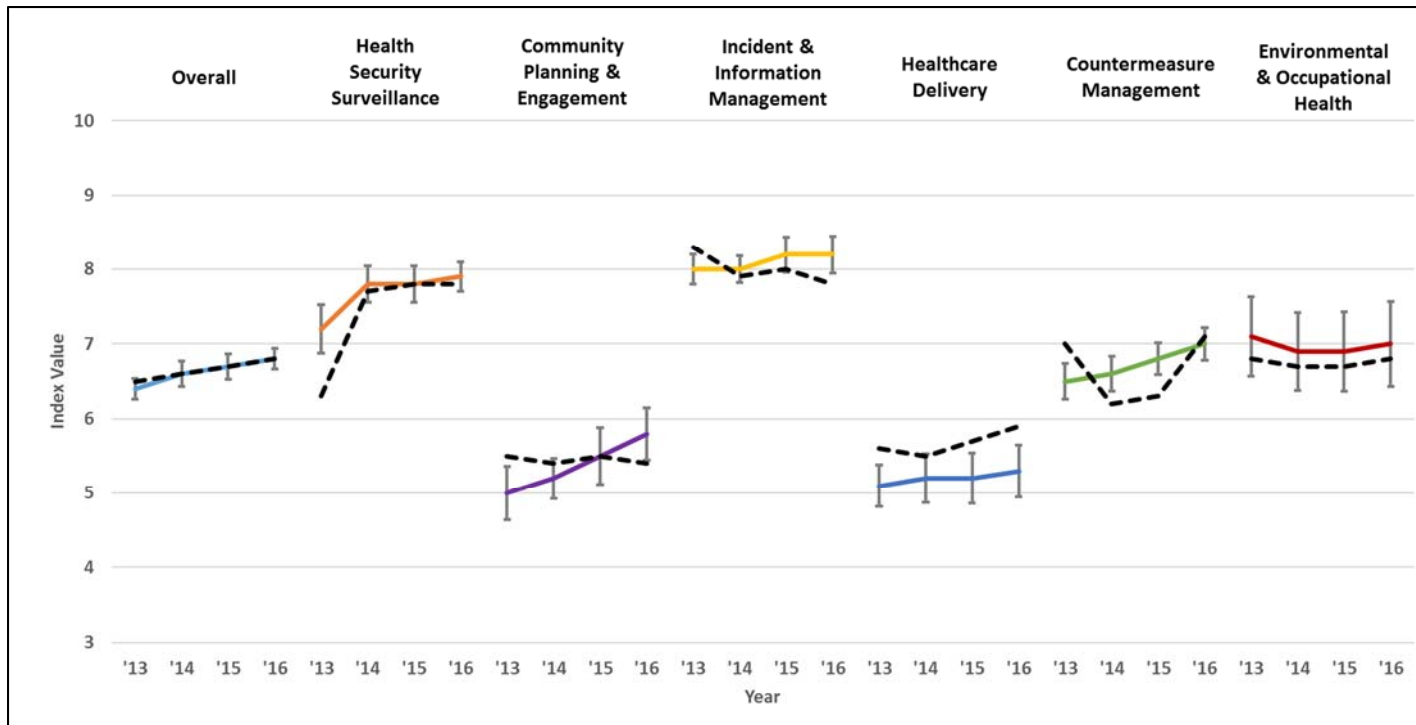
North Dakota has an overall preparedness level of **6.8**, which **meets** the national average of **6.8**.

Health security determines what happens before, during, and after natural disasters, disease outbreaks, or other public health crises. The National Health Security Preparedness Index supports state efforts to reduce health security inequities by identifying strengths and improvement opportunities. The Preparedness Index assesses 139 health security measures such as state public health laboratory capacity to test for certain viruses and contaminants. Together, these measures can inform state and local decision-making, guide quality improvement, and strengthen resilience in all communities.

STATE SCORES BY DOMAIN | CI=CONFIDENCE INTERVAL

- 
7.8 **Health Security Surveillance**
Detecting health threats
 Nat avg: 7.9; CI: 7.7-8.1
- 
5.4 **Community Planning & Engagement**
Preparing community response
 Nat avg: 5.8; CI: 5.5-6.1
- 
7.8 **Incident & Information Management**
Allocating resources efficiently
 Nat avg: 8.2; CI: 8.0-8.4
- 
5.9 **Healthcare Delivery**
Ensuring medical capacity
 Nat avg: 5.3; CI: 5.0-5.6
- 
7.1 **Countermeasure Management**
Deploying response efforts
 Nat avg: 7.0; CI: 6.8-7.2
- 
6.8 **Environmental & Occupational Health**
Identifying environmental hazards
 Nat avg: 7.0; CI: 6.4-7.5

NORTH DAKOTA PREPAREDNESS FROM 2013 TO 2016



The chart above represents state and national preparedness progress over time in each health security domain. To see how other states have changed, visit NHSPI.org.

OVERALL 2016 SCORES

