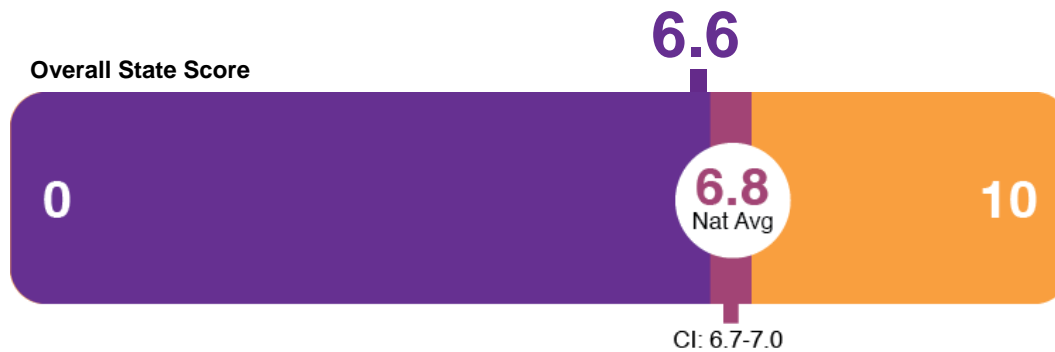


# Arkansas

*The National Health Security Preparedness Index measures state and national capacity to prepare for, respond to, and recover from emergencies that pose health risks in the United States.*



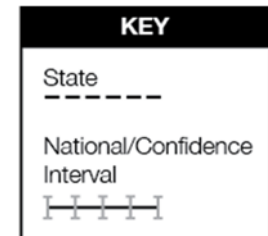
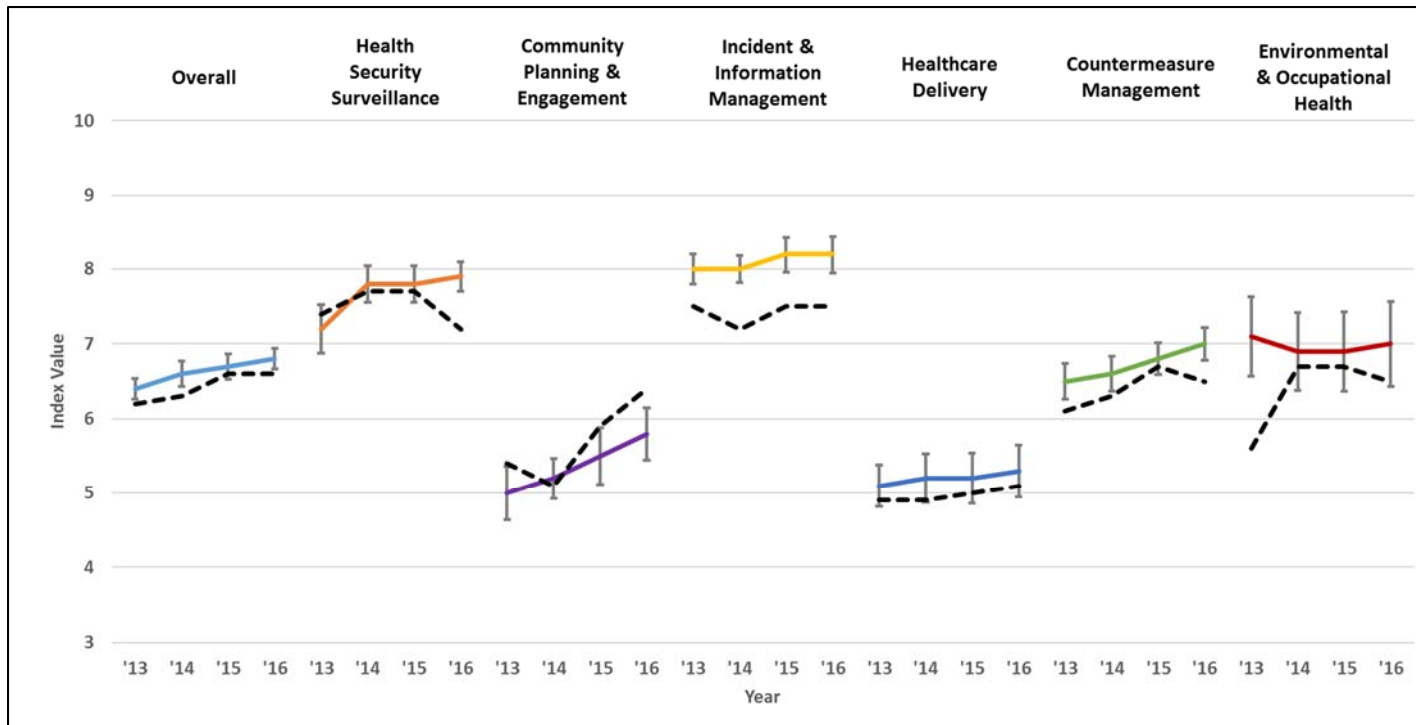
**Arkansas** has an overall preparedness level of **6.6**, which is **below** the national average of **6.8**.

Health security determines what happens before, during, and after natural disasters, disease outbreaks, or other public health crises. The National Health Security Preparedness Index supports state efforts to reduce health security inequities by identifying strengths and improvement opportunities. The Preparedness Index assesses 139 health security measures such as state public health laboratory capacity to test for certain viruses and contaminants. Together, these measures can inform state and local decision-making, guide quality improvement, and strengthen resilience in all communities.

STATE SCORES BY DOMAIN | CI=CONFIDENCE INTERVAL

- 
**7.2** **Health Security Surveillance**  
*Detecting health threats*  
 Nat avg: 7.9; CI: 7.7-8.1
- 
**6.4** **Community Planning & Engagement**  
*Preparing community response*  
 Nat avg: 5.8; CI: 5.5-6.1
- 
**7.5** **Incident & Information Management**  
*Allocating resources efficiently*  
 Nat avg: 8.2; CI: 8.0-8.4
- 
**5.1** **Healthcare Delivery**  
*Ensuring medical capacity*  
 Nat avg: 5.3; CI: 5.0-5.6
- 
**6.5** **Countermeasure Management**  
*Deploying response efforts*  
 Nat avg: 7.0; CI: 6.8-7.2
- 
**6.5** **Environmental & Occupational Health**  
*Identifying environmental hazards*  
 Nat avg: 7.0; CI: 6.4-7.5

## ARKANSAS PREPAREDNESS FROM 2013 TO 2016



The chart above represents state and national preparedness progress over time in each health security domain. To see how other states have changed, visit [NHSPI.org](http://NHSPI.org).

### OVERALL 2016 SCORES

